


Chrysler 8.25 & 8.375



Street Gear

Ratio	Teeth	Part No.
3.55	39-11	49-0074-1
3.91	43-11	49-0076-1
4.10	41-10	69-0314-1*
4.56	41-9	69-0316-1*


Fits 2.73 ratio and numerically higher carrier.

**Cross shaft pin 80-0278-1 required.*

Make	Year
W-100 - Rear	66-02
W-200 - Rear	66-02
D-100 - Rear	66-02
B-100 - Rear	66-02
B-200 - Rear	66-02
Dakota - Rear	91-02
All Passenger Cars	

- 11 3/8" • Oval Cover 10 Holes • 10 Bolt • 8.250" Diameter Ring Gear
- 1.626" Diameter Pinion • 27 Splines

Chrysler 8.75, 742



Street Gear

Ratio	Teeth	Part No.
3.91	43-11	69-0375-1
4.10	41-10	69-0045-1
4.30	43-10	69-0046-1
4.57	32-7	69-0047-1
4.86	34-7	69-0048-1
5.13	41-8	69-0145-1
5.38	43-8	69-0049-1
5.57	39-7	69-0050-1

Make	Year
Chrysler	57-68
Dodge	57-68
Plymouth	57-68

Installation Kit/Half Kit
83-1037-1
83-1037-B


Spools

Part No.	Spline
81-87530-1	30
81-87535-1	35

Spool Bearing Kit
29-0010-1

- 8 1/16" x 10 1/2"
- Housing 10 Holes
- 12 Bolt
- 8.750" Diameter Ring Gear
- 1.750" Diameter Straight Pinion
- 10 Splines • Casting 742

Chrysler 8.75, 489



Street Gear

Ratio	Teeth	Part No.
3.55	39-11	69-0371-1
3.91	43-11	69-0058-1
4.10	41-10	69-0059-1
4.30	43-10	69-0060-1
4.57	32-7	69-0061-1
4.86	34-7	69-0062-1
5.13	41-8	69-0063-1
5.38	43-8	69-0151-1

Make	Year
Chrysler	69-73
Dodge	69-73
Plymouth	69-73

Installation Kit/Half Kit
83-1031-1
83-1031-B

Spools

Part No.	Spline
81-87530-1	30
81-87535-1	35

Spool Bearing Kit
29-0010-1

- 8 1/16" x 10 1/2" • Housing 10 Holes • 12 Bolt • 8.750" Diameter Ring Gear
- 1.875" Diameter Tapered Pinion • 10 Splines • Casting 489